





Dear Parents:

Welcome to the Girl Scout Summer 2011 Camp brochure. We look forward to providing your daughter with a wonderful camp experience. This year, we are going online for all camp registrations. We hope these instructions will help you through the new process. This is important information to register your daughter for Girl Scout camp. All registrations must be done online for the 2011 camp season. Don't wait until January 24th, create a log-in now!

How to create a log-in and become a registered Girl Scout. ***This must be done before you can register for camp.***

HOW TO REGISTER YOUR DAUGHTER FOR CAMP

My daughter is a currently registered Girl Scout with Girl Scout Council of the Nation's Capital and I have created a log-in for her account	My daughter is a currently registered Girl Scout with Girl Scout Council of the Nation's Capital and I have not created a log-in for her account	My daughter was a registered Girl Scout with Girl Scout Council of the Nation's Capital last year, but has not registered.	My daughter is not a registered Girl Scout with Girl Scout Council of the Nation's Capital.
			
You are ready to register for camp! See page 25 for Sleep-Away Camp Registration and see page 32 for Day & Evening Camp Registration.	Follow Steps 1 - 5	Follow Steps 1 - 8 — continued on inside back cover —	Follow Steps 9 - 12

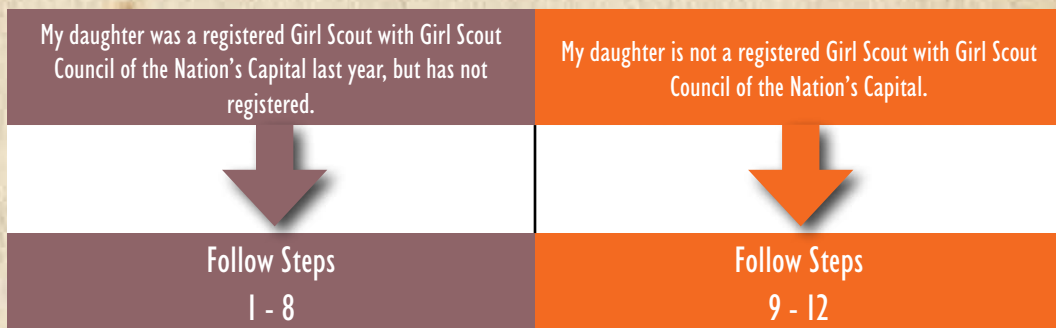
Repeat this process and create a different User Name for each daughter you are registering online. You can only register one daughter at a time.

- 1) Go to the registration site: <http://register.gscnc.org>
- 2) Click on "Create a Login" on the left side of the screen.
- 3) Type your daughter's first name, last name and email in the space provided. If your daughter does not have an email in the database, contact helpdesk@gscnc.org or 202.271.3328.
- 4) Once the system recognizes the previous membership you will be sent an email, to the email address listed in the database, with a link to instructions on how to proceed. Click on the link and you will be taken back to the online registration website where you will be asked to set up a username and password. (This email may show up in your junk or spam email box.)
- 5) Log-in your daughter's account. Scroll down the page to the section labeled "My Communications Methods". Choose "add a new communication method". Now, add a parent's email address. Mark the email as primary by clicking the box. To change the displayed email address, click on the "edit" option.

continued on inside back cover

continued from inside front cover

HOW TO REGISTER YOUR DAUGHTER FOR CAMP



STOP HERE if your daughter is a currently registered Girl Scout. You are now ready to register for camp! See page 25 for Sleep-Away Camp Registration and see page 32 for Day and Evening Camp Registration.

- 6) On the "My Account" page, click the "Renew" or "Join Us" button on the left side of the page in the "Membership Info" box. Contact helpdesk@gscnc.org or 202.271.3328 if you need help with membership registration.
- 7) Click the "add" button on the right, then click the "save" button.
- 8) Enter your payment information and click "process payment". You will then be able to print a receipt and membership id card.
(To apply for financial assistance for Girl Scout membership, contact xxx.) 202-237-1670

STOP HERE if you have completed purchasing a Girl Scout membership for your daughter. You are now ready to register for camp! See page 25 for Sleep-Away Camp Registration and see page 32 for Day & Evening Camp Registration.

- 9) Go to: <http://register.gscnc.org/vp/Home/Login/tabid/167/Default.aspx?returnurl=%2fVP%2fdefault.aspx%3ftabid%3d506>
- 10) On the "Please Log-In" screen, scroll to the section labeled "New to Girl Scouts" and click on the word "here".
- 11) Fill out all the fields on the screen including creating a username and password. Click on "Create Profile".
- 12) Choose the "Girl Membership 2011". Click on "Add to Cart" and "Checkout". Complete the Member Profile and click "Save". You will be directed to the check out page to complete payment. After payment, you will be able to print a receipt and membership id card.
(To apply for financial assistance for Girl Scout membership, contact xxx.) 202-237-1670

Repeat this process and create a different User Name for each daughter you are registering online. You can only register one daughter at a time.

You are ready to register for camp! See page 25 for Sleep-Away Camp Registration and see page 32 for Day and Evening Camp Registration.